

Guidelines for Ph. D. Entrance Test Registration – Oct 2012

1. For Ph.D. Process Registration, please click on “**For New Registration for Ph.D. Entrance Test – Oct 2012 Click here**” link given in the New Registrations for Ph.D. Entrance Test section on the home page as shown below :



2. After clicking on the **Click here** link, the following page gets displayed.

The screenshot shows the "Online New Candidate Registration for Ph.D. Entrance Test" page. It features a title "Online New Candidate Registration for Ph.D. Entrance Test" in red. Below the title is a dropdown menu labeled "Select Type of Registration" with a "--Select--" option. There are two buttons, "Submit" and "Reset", below the dropdown.

3. In this screen, you have to select the **Type of Registration** from any of the three options given below and click on Submit button.

The screenshot shows the registration form with the "Select Type of Registration" dropdown menu open. The dropdown menu displays three options: "--Select--", "Fresher for PET and all exempted candidates", "Only Paper I Passed Candidates", and "PET Qualified (Passed Paper I and Paper II)". The "Submit" button is visible to the left of the dropdown.


4. If you select the first option **Fresher for Pet and all exempted candidates**, then the New Candidate Registration form gets displayed on the screen as shown below :

Online New Candidate Registration for Ph.D. Entrance Test

* First Name :

* Middle Name :

* Last Name :

* Date of Birth : 

* Gender :

* Mother's First Name :

* Mobile No. : (for SMS Alerts)


* Email-ID :

* Username :

* Password :

* Confirm Password :

Security Code

Image : 

* Please type the image given in the above box :


Letters are case sensitive

5. If you Select the second or third option **Only Paper I passed candidates** or **PET qualified (Passed Paper I and Paper II)** option, then the following screen is displayed.

Online New Candidate Registration for Ph.D. Entrance Test

Select Type of Registration :

* NMU PET Registration No. :

* Date of Birth : 

6. Enter your **NMU PET Registration No.** allotted to you and enter **Date of Birth**, and then click on Submit button.
7. The following Registration form screen is displayed with basic data filled in.

Online New Candidate Registration for Ph.D. Entrance Test

Name of Candidate : THAKUR SHRINIVAS MANSARAM

* First Name :

* Middle Name :

* Last Name :

* Date of Birth :

* Gender :

* Mother's First Name :

* Mobile No. : (for SMS Alerts)

* Email-ID :

* Username :

* Password :

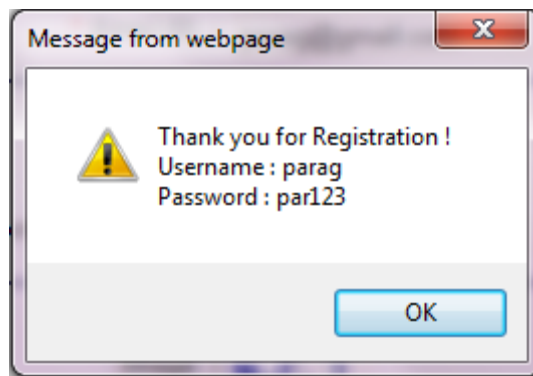
* Confirm Password :

Security Code

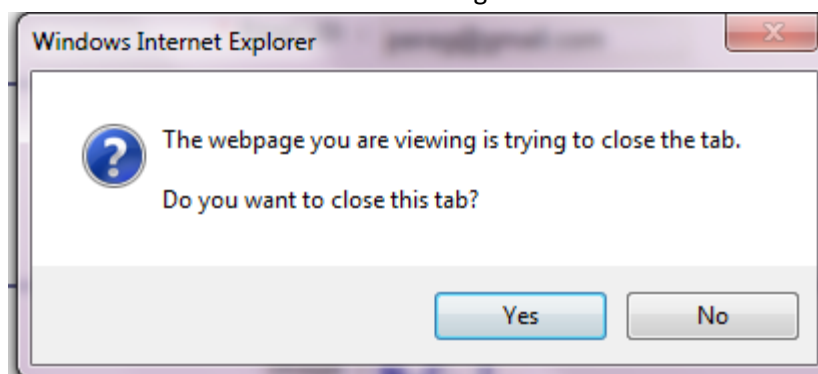
Image :

* Please type the image given in the above box :

8. Fill in all the details mentioned in the registration form and then click on **Submit** button.
9. The User account is created with the above mentioned **Username** and **Password** and an confirmation message is given as shown below :



10. Click on **OK** and then **Yes** to close the window of Registration Form.



11. On the Home Page, enter the **Login ID** and **Password** as registered by you in the **Sign in** section of the Home page (in the top right corner) as shown below and click on **Login** button:



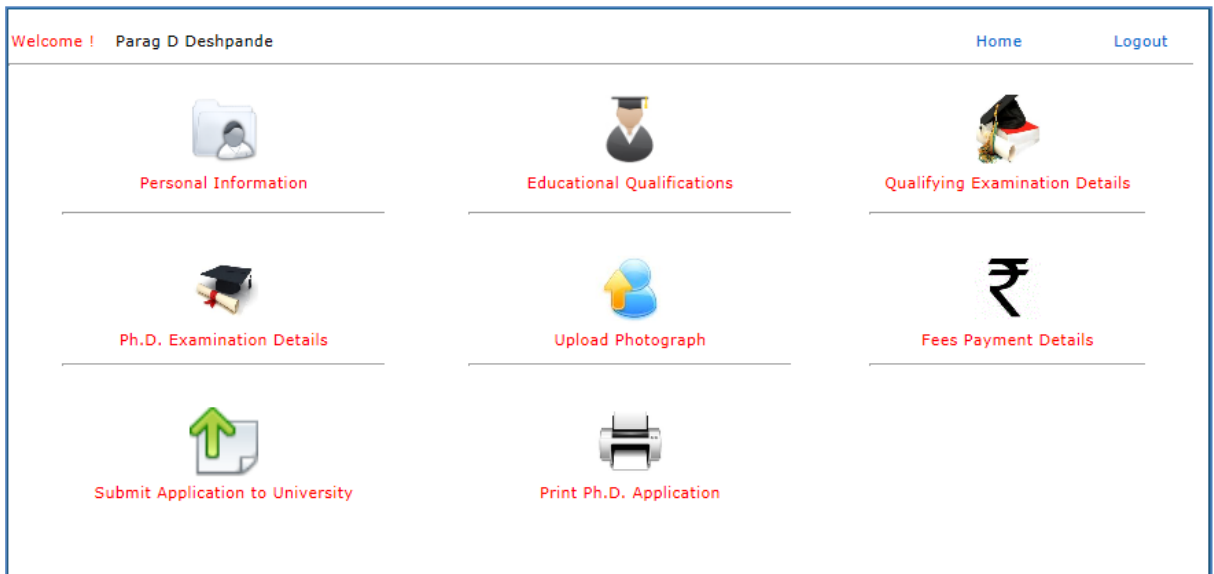
Sign in

Login ID :









Password :

Login

12. Once you login, the Home Page of Ph.D. Registration is shown as given below :



Welcome ! Parag D Deshpande Home Logout

 Personal Information	 Educational Qualifications	 Qualifying Examination Details
 Ph.D. Examination Details	 Upload Photograph	 Fees Payment Details
 Submit Application to University	 Print Ph.D. Application	

13. Click on **Personal Information** link and start filling the form.
14. Please note **all the sections are mandatory except Qualifying Examination Details**. Please fill in information in all the sections, and then only you shall be able to **Submit** the Application to the University.
15. Once the application is submitted to the University, click on **Print Ph.D. Application** link to take print out of the application and then submit the same to the University physically along with the required documents and Demand Draft.
16. Click on Log Out finally to come out of the Ph. D. Registration process.

Important Dates / Timings :

Online Registration for Ph.D. Entrance Test : **12/10/2012 to 31/10/2012**

Helpdesk Details (For Technical Queries) :

Phone Nos. : 09422444243, 08275044834

(available on all working days from **10 am to 6 pm**)

email ID : support@oaasisnmu.org